


STATEMENT OF APPROPRIATIONS, ALLOTMENTS, OBLIGATIONS, DISBURSEMENTS AND BALANCES

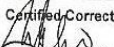
As of the Quarter Ending December 31, 2013


(In Pesos)

Department: SCIENCE AND TECHNOLOGY  
 Agency/Operating Unit: \_\_\_\_\_  
 Region/Province/City: REGION 7  
 Fund: 101

Particulars	Appropriations			Allotments			Current Year Obligations					Current Year Disbursements					Balances			
	Authorized Appropriation	Adjustments	Adjusted Appropriations	Allotments Received	Transfer To	Transfer From	Adjusted Total Allotments	1st Quarter ending March 31	2nd Quarter ending June 30	3rd Quarter ending Sept. 30	4th Quarter ending Dec. 31	Total	1st Quarter ending March 31	2nd Quarter ending June 30	3rd Quarter ending Sept. 30	4th Quarter ending Dec. 31	Total	Unreleased Appropriation	Unobligated Allotment	Unpaid Obligations
1	2	3	(2+3)=4	5	6	7	8 = (5-6+7)	9	10	11	12	13 = (9+10+11+12)	14	15	16	17	18 = (14+15+16+17)	19 = (4-8)	20 = (8-13)	21 = (13-18)
<b>I. CURRENT YEAR BUDGET/APPROPRIATIONS</b>																				
<b>A. AGENCY SPECIFIC BUDGET</b>																				
Personnel Services	15,718,000.00		15,718,000.00	15,718,000.00		4,238,229.00	19,956,229.00	3,695,128.00	4,403,871.60	3,170,046.64	8,687,182.72	19,956,229.00	3,694,734.37	4,073,871.80	3,492,791.12	8,231,571.53	19,492,968.62			
Maintenance & Other Operating Expenses	24,862,000.00		24,862,000.00	24,862,000.00	4,238,229.00		20,623,771.00	4,416,316.39	5,171,268.33	4,664,819.11	5,874,138.07	20,126,531.81	4,416,316.30	4,671,258.33	3,213,993.74	1,270,019.23	13,571,587.60		497,239.19	
Financial Expenses																				
Capital Outlays																				
<b>B. SPECIAL PURPOSE FUNDS</b>																				
<b>Miscellaneous Personnel Benefits Fund</b>																				
Personnel Services				490,000.00			490,000.00		330,000.00		160,000.00	490,000.00		330,000.00			330,000.00			
<b>Pension and Gratuity Fund / Retirement Benefits Fund</b>																				
Personnel Services				4,903,395.00			4,903,395.00	249,284.37		547,198.40	4,106,912.23	4,903,395.00	249,284.37		547,198.40	4,106,912.23	4,903,395.00			
Priority Development Assistance Fund																				
Maintenance & Other Operating Expenses																				
Others: Advice of Sub-Allotments (ASAs) from CO				37,637,253.00			37,637,253.00	9,038,157.14	20,720,657.01	3,776,918.84	3,304,500.13	36,840,313.12	6,738,157.14	23,020,657.01	3,686,732.95	3,304,500.13	36,750,127.23		796,339.88	
<b>C. AUTOMATIC APPROPRIATIONS</b>																				
<b>Retirement and Life Insurance Premium</b>																				
Personnel Services	1,388,000.00		1,388,000.00	1,388,000.00			1,388,000.00	339,098.76	339,098.75	351,530.99	358,271.49	1,388,000.00	339,098.76	339,098.76	351,530.99	358,271.49	1,388,000.00			
Customs Duties and Taxes																				
Maintenance & Other Operating Expenses																				
Others: (please specify)																				
<b>TOTAL CURRENT YEAR BUDGET / APPROPRIATIONS</b>	<b>41,968,000.00</b>		<b>41,968,000.00</b>	<b>84,998,648.00</b>			<b>84,998,648.00</b>	<b>17,737,982.57</b>	<b>30,964,885.70</b>	<b>12,510,516.02</b>	<b>22,491,084.64</b>	<b>83,704,468.93</b>	<b>15,437,590.94</b>	<b>32,434,885.70</b>	<b>11,292,247.20</b>	<b>17,271,354.61</b>	<b>76,436,078.45</b>		<b>1,294,179.07</b>	
<b>II. PRIOR YEAR'S BUDGET/ CONTINUING APPROPRIATIONS</b>																				
<b>D. UNRELEASED APPROPRIATION</b>																				
<b>AGENCY SPECIFIC BUDGET</b>																				
Personnel Services																				
Maintenance & Other Operating Expenses																				
Financial Expenses																				
Capital Outlays																				
<b>E. SPECIAL PURPOSE FUNDS</b>																				
<b>Calamity Fund</b>																				
Maintenance & Other Operating Expenses																				
Capital Outlays																				
Priority Development Assistance Fund																				
Maintenance & Other Operating Expenses																				
<b>F. UNOBLIGATED ALLOTMENT</b>																				
Personnel Services (under CFAG)																				
Maintenance & Other Operating Expenses (Continuing)				3,867,610.48			3,867,610.48	2,653,902.00	1,213,708.48			3,867,610.48	2,628,902.00	1,238,708.48			3,867,610.48			
Capital Outlays																				
<b>TOTAL PRIOR YEAR'S BUDGET/ CONT. APPROPRIATIONS</b>				<b>3,867,610.48</b>			<b>3,867,610.48</b>	<b>2,653,902.00</b>	<b>1,213,708.48</b>			<b>3,867,610.48</b>	<b>5,257,804.00</b>	<b>2,477,416.96</b>			<b>3,867,610.48</b>			
<b>GRAND TOTAL</b>	<b>41,968,000.00</b>		<b>41,968,000.00</b>	<b>88,866,258.48</b>			<b>88,866,258.48</b>	<b>20,391,884.57</b>	<b>32,178,594.18</b>	<b>12,510,516.02</b>	<b>22,491,084.64</b>	<b>87,572,079.41</b>	<b>20,695,394.94</b>	<b>34,912,302.65</b>	<b>11,292,247.20</b>	<b>17,271,354.61</b>	<b>80,303,688.93</b>		<b>1,294,179.07</b>	

Certified Correct:  
  
 VICENTE M. CUEME  
 Agency Budget Officer  
 Date: 1.9.2014

Certified Correct:  
  
 GLORIA B. KHO  
 Agency Chief Accountant  
 Date: 1.8.2014

Approved By:  
  
 EDILBERTO L. PARAFELA  
 Head of Agency or Authorized Representative